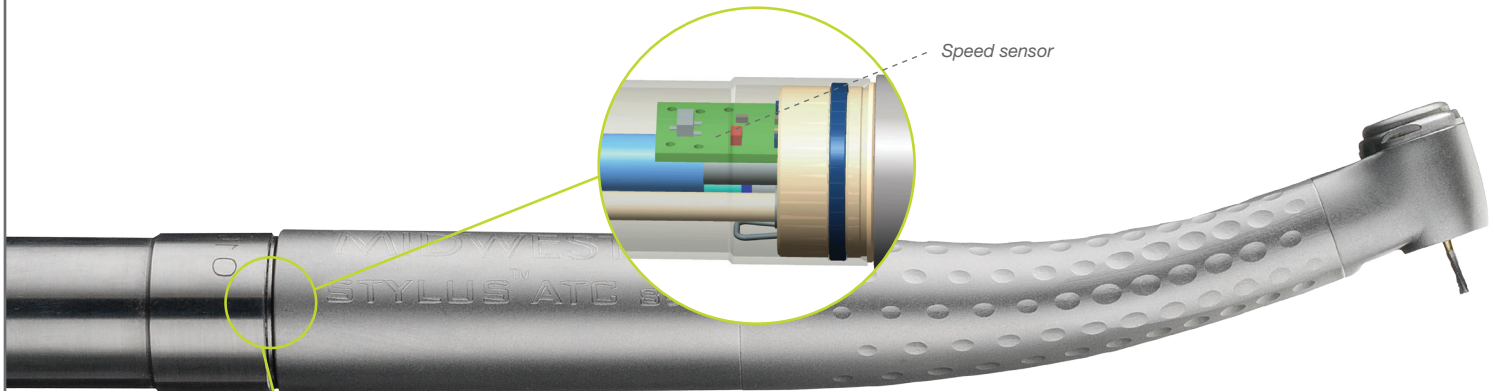


MIDWEST® Stylus™ ATC delivers a cutting experience so extraordinarily smooth, powerful and efficient that ANYTHING ELSE IS ORDINARY!

WOW!



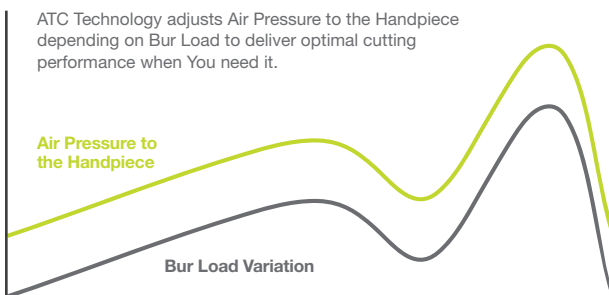
The HOW behind the WOW!...

Constant Speed Under Load

Speed-Sensing Intelligence (SSI)

An electronic “brain” in the control source constantly maintains bur speed according to load. *It knows when to deliver more power!*

Here’s how it works:



A sensor in the coupler picks up the frequency of vibrations caused by the speed of the rotating bur. When the bur encounters a higher load that normally causes a decrease in speed, a signal from the control source increases air pressure and thereby the rotation of the turbine, thus maximizing cutting efficiency. The opposite occurs when the bur encounters a lighter load.

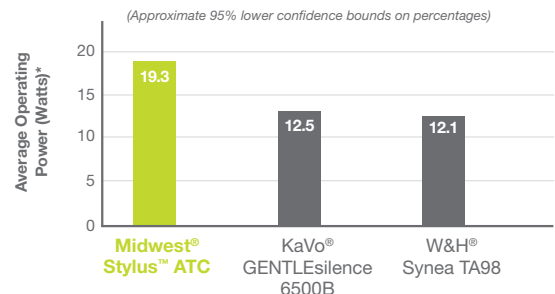
SSI BENEFITS

- > Delivers smooth, constant power and control for unmatched cutting efficiency and faster removal of material
- > Automatically optimizes power to virtually eliminate stalling and the need to make frequent adjustments
- > Most powerful air-driven handpiece

Enhanced Performance

Most powerful compared to KaVo® and W&H®

50% more powerful than KaVo® • 55% more powerful than W&H®



All brands are holders of their respective trademarks.

*Average operating power as measured under load from 160,000 RPM to free speed.

Outstanding Precision, Accuracy and Control

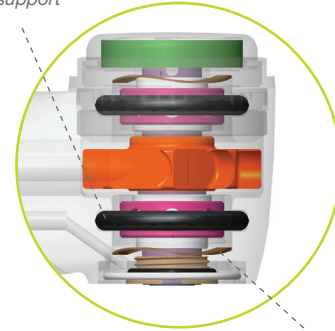
Superior Turbine Suspension (STS)

Midwest® Stylus™ ATC's unique suspension system provides both radial and axial support for unparalleled stiffness at even the highest loads.

STS BENEFITS

- > Allows the handpiece to operate at speeds of 330,000 RPM without noticeable bur deflection and chattering for better control and precision
- > Creates a greater, more consistent transference of power from the handpiece to the bur for maximized cutting efficiency
- > Allows you to create the degree of precision you need time after time
- > Smooth, precise control for margin refinement and restorative procedures

O-rings:
radial support



Wave springs:
axial support



WOW!

would be an understatement. The Midwest® Stylus™ ATC cuts like a hot knife through butter. It gives me great control and awesome power to get the job done.



– Dr. Robert Lowe, DDS

Midwest® Stylus™ ATC 890 PLUS Starter Package	884100	Three Mid-Sized-Head Handpieces, one Control Source, one Power Supply, one Coupler and Tubing, Installation Kit and Maintenance Kit
Midwest® Stylus™ ATC 990 PLUS Starter Package	884200	Three Mini-Head Handpieces, one Control Source, one Power Supply, one Coupler and Tubing, Installation Kit and Maintenance Kit
Midwest® Stylus™ ATC 890 Starter Package	883100	Two Mid-Sized-Head Handpieces, one Control Source, one Power Supply, one Coupler and Tubing, Installation Kit and Maintenance Kit
Midwest® Stylus™ ATC 990 Starter Package	883200	Two Mini-Head Handpieces, one Control Source, one Power Supply, one Coupler and Tubing, Installation Kit and Maintenance Kit
Midwest® Stylus™ ATC 890 (Handpiece Only)	881300	One Mid-Sized-Head Handpiece
Midwest® Stylus™ ATC 990 (Handpiece Only)	882300	One Mini-Head Handpiece

Visit www.StylusATC.com for clinical application videos, testimonials, latest published articles, and more.

For your FREE demo call 1.800.989.8825

DENTSPLY Professional Division
1301 Smile Way / York, PA 17404

DENTSPLY
PROFESSIONAL